

MARKET REPORT

Tuesday, 06 February 2024



HELLENIC REPUBLIC
Public Debt Management Agency

Table of contents:

FOREIGN EXCHANGE	2
MONEY MARKET	3
FIXED INCOME.....	5
EQUITIES.....	9
COMMODITIES AND ENERGY	10
ECONOMIC INDICATORS	11



HELLENIC REPUBLIC
Public Debt Management Agency

8th Omirou Str, 10564, Athens, Greece

Tel.: +30 210 37 01 800

E-mail: pdma@pdma.gr

Contact persons

Sokratis Spithouris

E-mail: spithouris@pdma.gr

Stamatina Karavasili

E-mail: skaravasili@pdma.gr

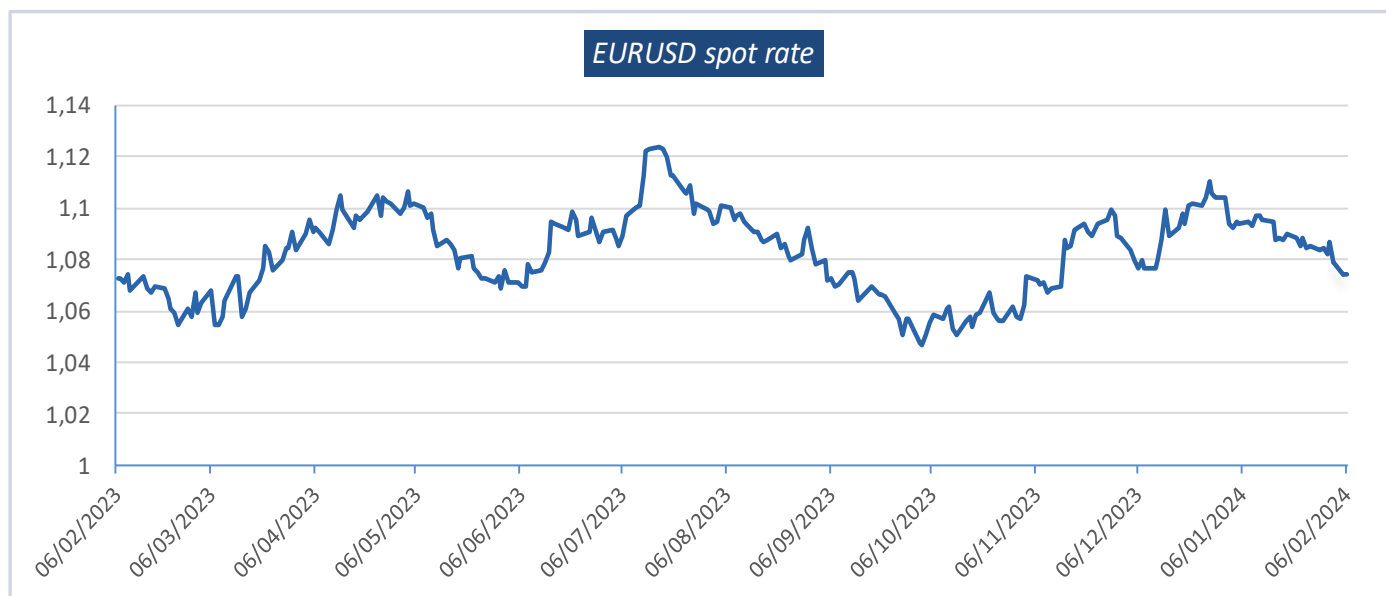
FOREIGN EXCHANGE

SPOT RATES (base currency EUR)

Currency	Last price	1-day change (%)	1-month change (%)	Year to date change (%)
EURUSD	1,074	-0,02	-1,91	-2,70
EURGBP	0,855	0,17	0,17	1,34
EURJPY	159,640	0,06	0,06	-2,46
EURCHF	0,936	-0,06	-0,06	-0,75
EURSEK	11,388	0,02	0,02	-2,20
EURNOK	11,468	0,18	0,18	-2,13
EURDKK	7,460	-0,02	-0,02	-0,06

SPOT RATES (base currency USD)

Currency	Last price	1-day change (%)	1-month change (%)	Year to date change (%)
GBPUSD	1,256	0,15	-1,51	-1,38
USDJPY	148,630	0,03	-2,96	-5,11
USDCHF	0,871	-0,08	-2,67	-3,44
USDSEK	10,603	-0,01	-3,51	-4,99
USDNOK	10,678	0,08	-2,93	-4,73
USDDKK	6,945	-0,04	-1,94	-2,76

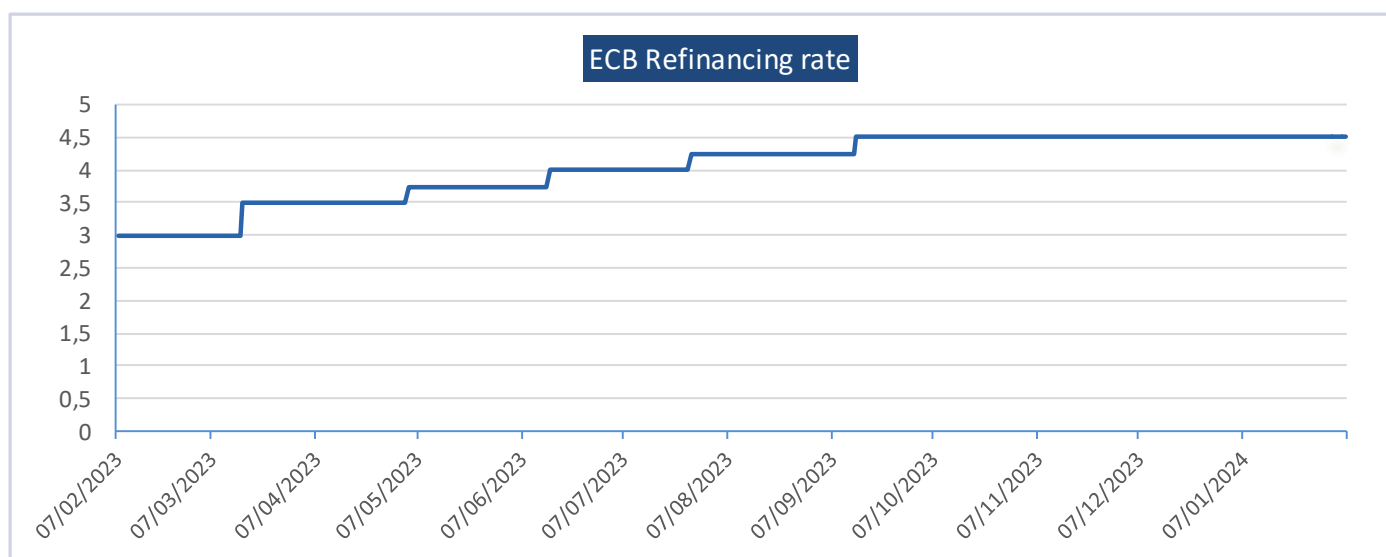




MONEY MARKET

CENTRAL BANKS RATES

		Last price	Last update	Next review
Eurozone	Refinance Rate	4,500	25/01/2024	07/03/2024
Eurozone	Marginal Lend.	4,750	25/01/2024	07/03/2024
Eurozone	Deposit Facility	4,000	25/01/2024	07/03/2024
USA	Fed Funds Target Rate Upper Bound	5,500	05/02/2024	20/03/2024
USA	Fed Funds Target Rate Lower Bound	5,250	05/02/2024	20/03/2024
Japan	BOJ Policy Rate	-0,100	23/01/2024	19/03/2024
United Kingdom	BOE Official Rate	5,250	06/02/2024	21/03/2024

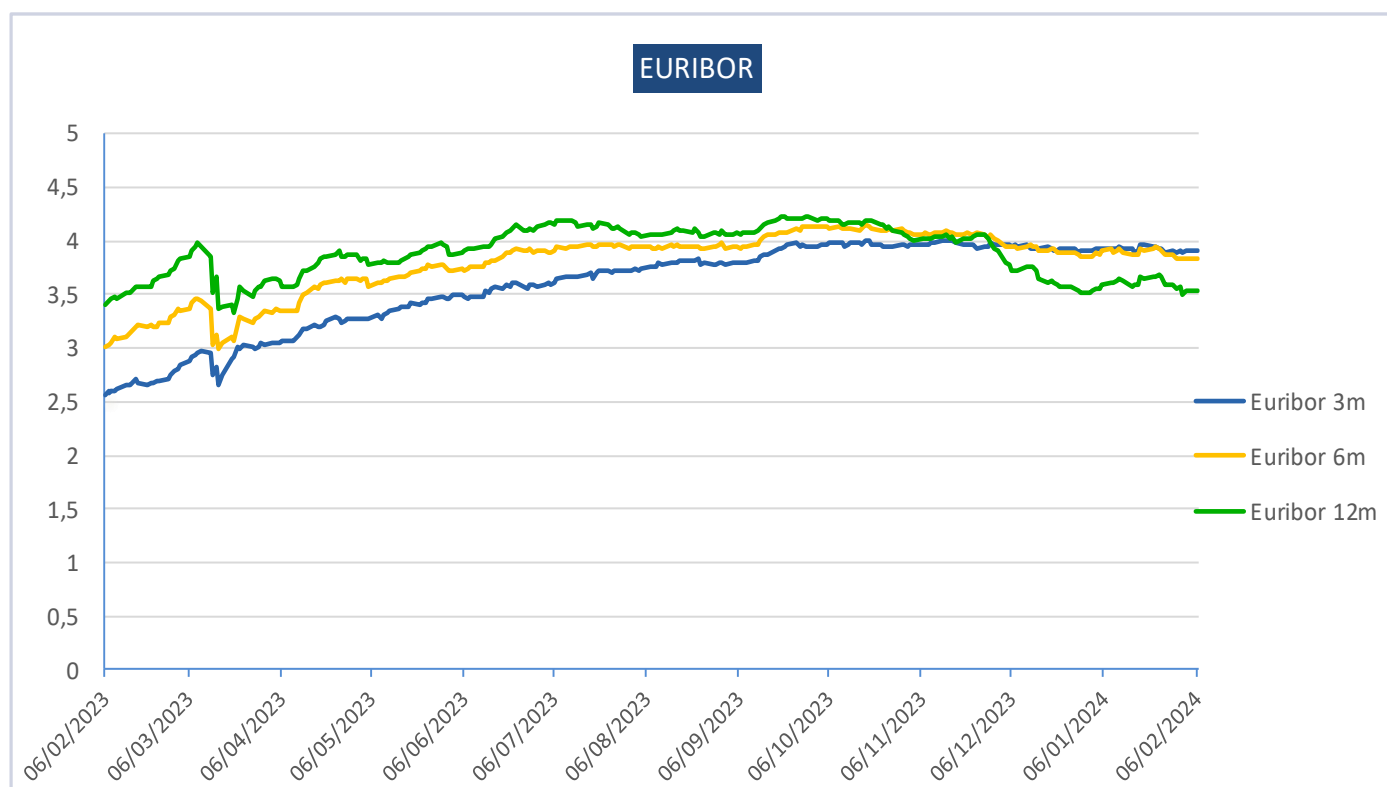


INTEREST RATE SWAPS

	1 year	3 year	5 year	7 year	10 year	15 year	20 year	30 year
EUR IRS	3,590	2,808	2,671	2,658	2,697	2,757	2,697	2,491
USD IRS	4,894	4,031	3,830	3,778	3,770	3,801	3,782	3,617
JPY IRS	0,173	0,391	0,566	0,740	0,963	1,250	1,461	1,599
GBP IRS	4,949	4,148	3,872	3,776	3,788	3,877	3,911	3,883



INTERBANK RATES				
	1 month	3 months	6 months	12 months
EURIBOR	3,864	3,900	3,837	3,537
SOFR (USD)	5,322	5,316	5,187	4,859
SONIA (GBP)	5,194	5,200	5,139	4,849
SARON (CHF)	1,689	1,710	1,520	1,850
TORF (JPY)	-0,019	0,005	0,050	





FIXED INCOME

HELLENIC REPUBLIC BENCHMARKS BONDS

Name	ISIN	Coupon	Maturity	Last price	Mid Yield	1-day yield change (bp)	1-month yield change (bp)	Year to date yield change (bp)
GGB 2-year	GR0114032577	0,000	12/02/2026	94,934	2,619	-36	-26	-14
GGB 3-year	GR0118020685	2,000	22/04/2027	98,340	2,545	-11	2	19
GGB 4-year	GR0114033583	3,875	15/06/2028	104,176	2,838	27	44	66
GGB 5-year	GR0124035693	3,875	12/03/2029	104,595	2,890	3	18	38
GGB 6-year	GR0124036709	1,500	18/06/2030	91,095	3,062	16	28	57
GGB 7-year	GR0124037715	0,750	18/06/2031	84,401	3,159	8	14	32
GGB 8-year	GR0124038721	1,750	18/06/2032	89,432	3,211	4	12	27
GGB 9-year	GR0124039737	4,250	15/06/2033	107,044	3,358	13	17	39
GGB 10-year	GR0124040743	3,375	15/06/2034	99,136	3,477	10	17	43
GGB 15-year	GR0128017747	4,375	18/07/2038	106,958	3,741	-1	3	25
GGB 20-year	GR0138015814	4,200	30/01/2042	104,508	3,848	-1	3	19
GGB 30-year	GR0138017836	1,875	24/01/2052	67,489	3,778	-1	6	30

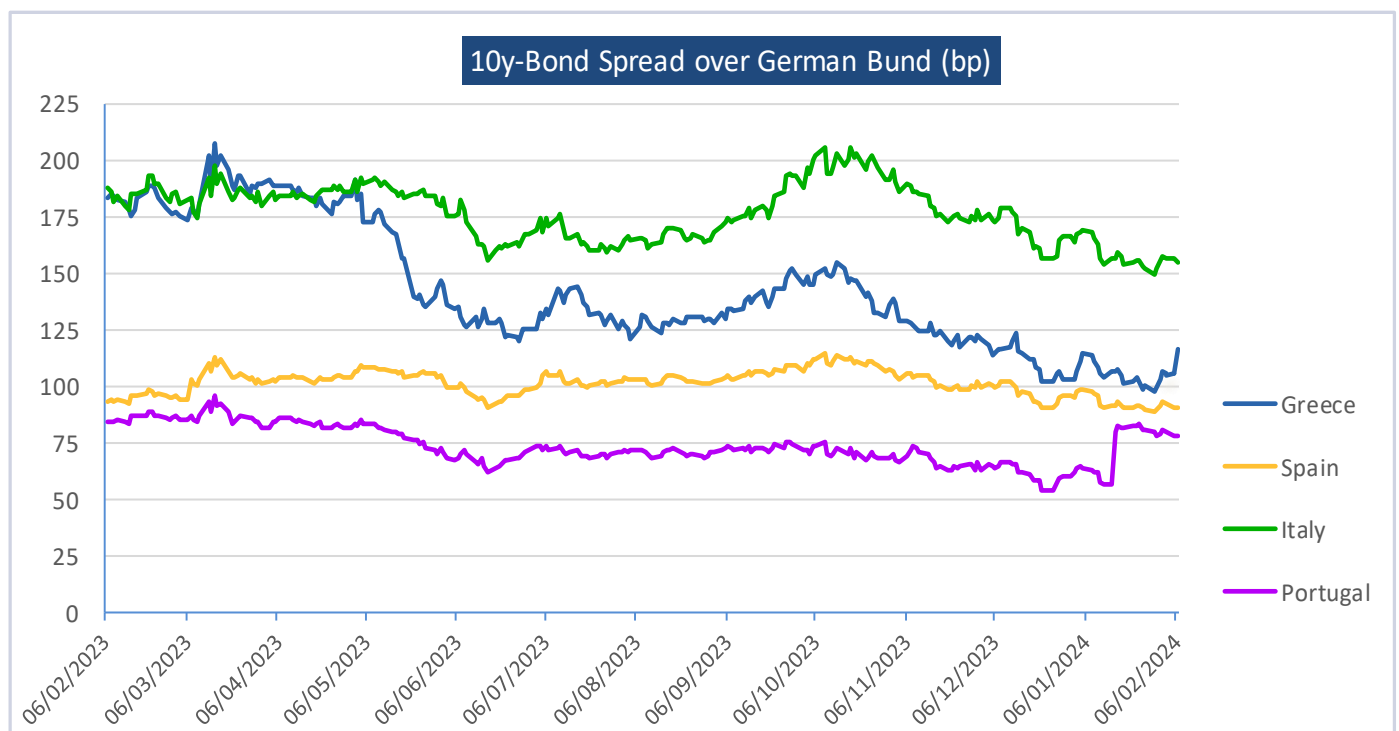
HELLENIC REPUBLIC TREASURY BILLS

ISIN	Series	Maturity	Last price	Mid Yield
GR0000229352	13W	05/04/2024	99,386	3,905
GR0000230368	13W	07/05/2024	99,057	3,853
GR0002250190	26W	23/02/2024	99,838	3,894
GR0002251206	26W	29/03/2024	99,447	4,007
GR0002252212	26W	26/04/2024	99,172	3,856
GR0002253228	26W	31/05/2024	98,834	3,757
GR0002254234	26W	28/06/2024	98,553	3,750
GR0002256254	26W	26/07/2024	98,281	3,726
GR0004131570	52W	08/03/2024	99,652	4,341
GR0004132586	52W	07/06/2024	98,771	3,733
GR0004133592	52W	06/09/2024	97,934	3,600
GR0004134608	52W	06/12/2024	97,209	3,423



GREEK BONDS SPREAD OVER EU COUNTRIES (bp)			
	5 year	10 year	15 year
GERMANY	67	117	125
SPAIN	4	26	11
ITALY	-38	-39	-44
PORTUGAL	36	39	42
FRANCE	33	67	64

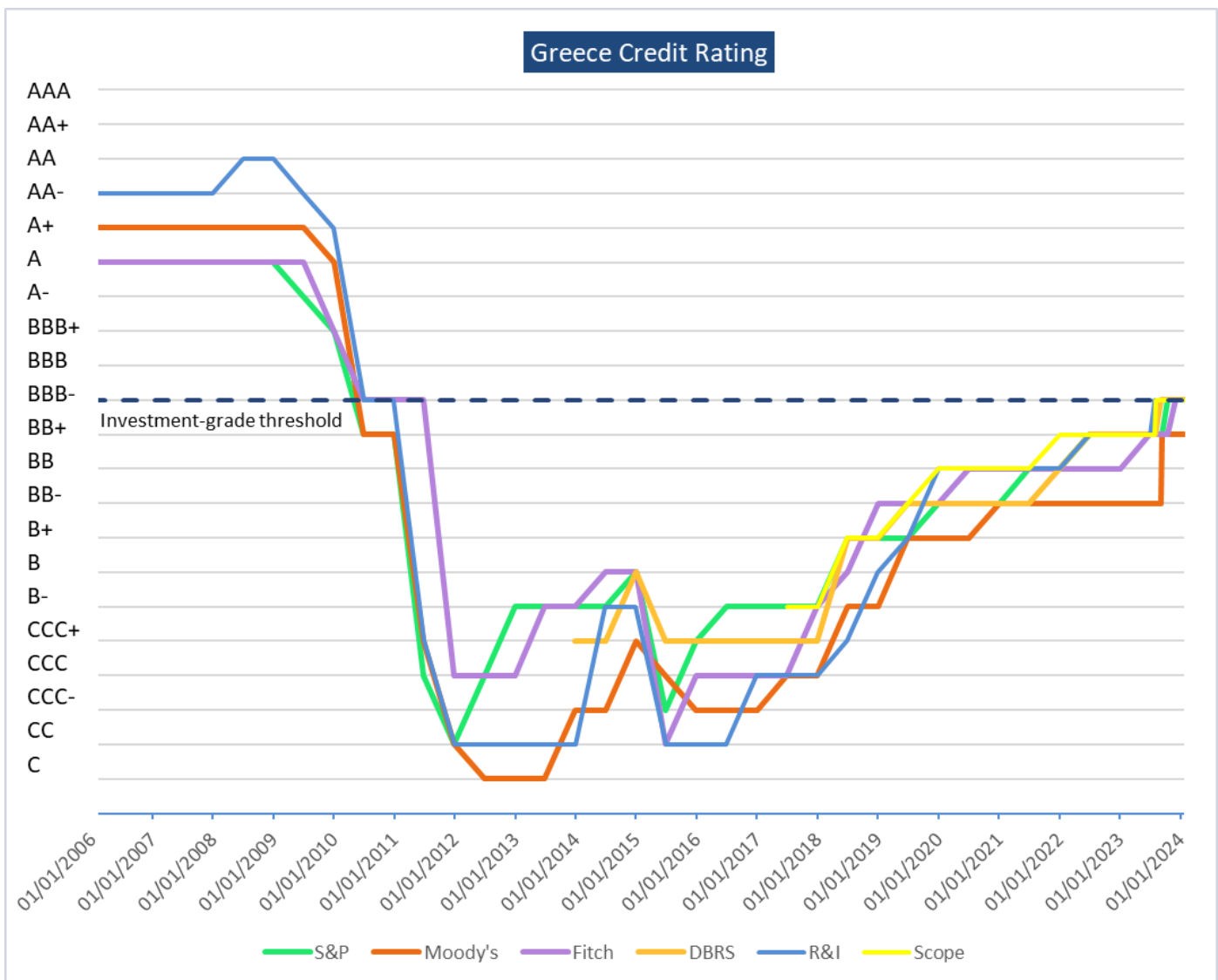
BONDS SPREAD OVER GERMAN BUND (bp)			
	5 year	10 year	15 year
GREECE	67	117	125
SPAIN	63	91	114
ITALY	105	155	169
PORTUGAL	31	78	83
FRANCE	34	50	61





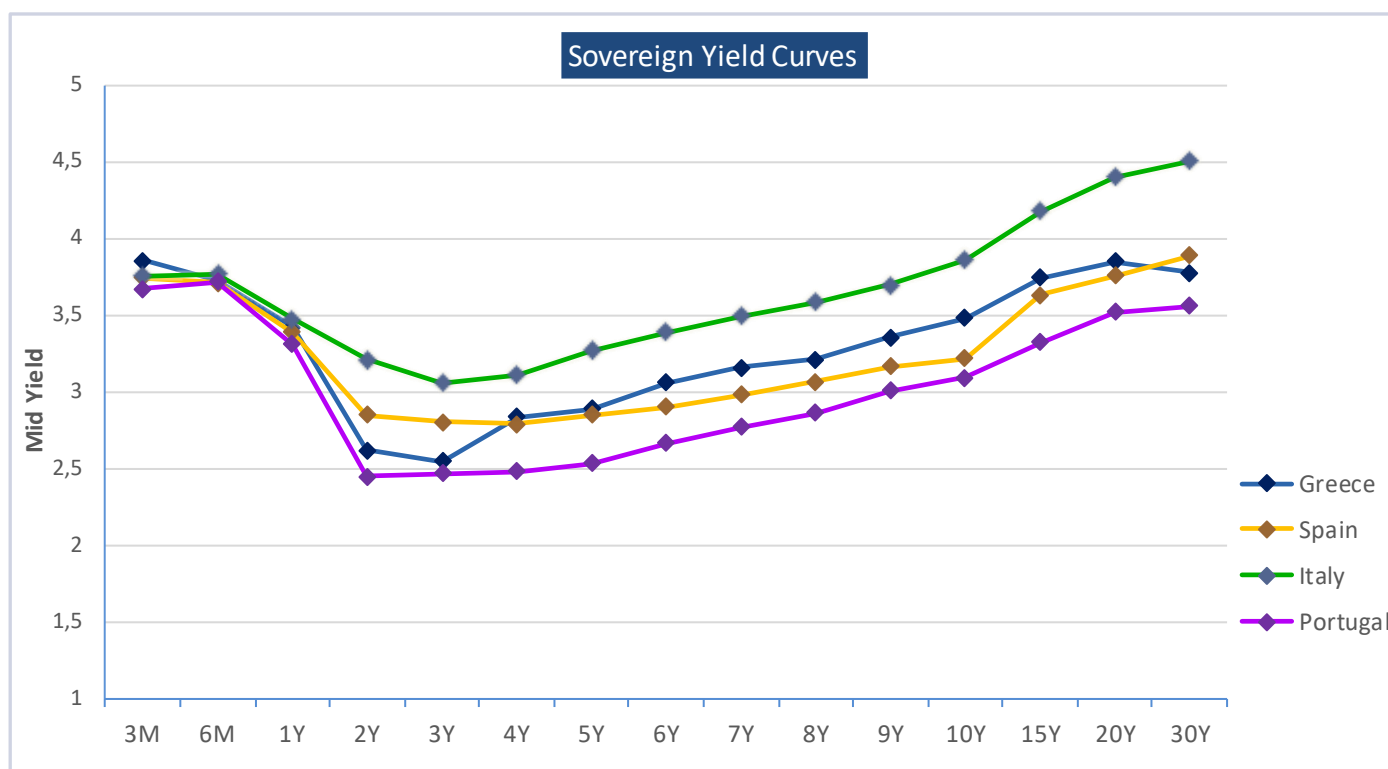
CREDIT RATINGS												
	Standard and Poor's		Moody's		Fitch		DBRS Morningstar		Rating and Investment		Scope Ratings GmbH	
	Rating	Outlook	Rating	Outlook	Rating	Outlook	Rating	Outlook	Rating	Outlook	Rating	Outlook
GREECE	BBB-	STABLE	Ba1	STABLE	BBB-	STABLE	BBBL	STABLE	BBB-	STABLE	BBB-	STABLE
SPAIN	Au	STABLE	Baa1	STABLE	A-	STABLE	A	STABLE	A	STABLE	A-	STABLE
ITALY	BBBu	STABLE	Baa3u	STABLE	BBBu	STABLE	BBBH	STABLE	BBB+	STABLE	BBB+	STABLE
PORTUGAL	BBB+u	POS	A3	STABLE	A-u	STABLE	A	STABLE	BBB+	STABLE	A-	STABLE

Note: Investment grade ratings are BBB- or higher for S&P, Fitch, R&I, Scope and Baa3 or higher for Moody's and BBBL or higher for DBRS.





SOVEREIGN YIELD CURVES								
	3 month	6 month	1 year	5 year	10 year	15 year	20 year	30 year
GREECE	3,853	3,726	3,423	2,890	3,477	3,741	3,848	3,778
SPAIN	3,746	3,713	3,386	2,851	3,215	3,633	3,755	3,886
ITALY	3,755	3,769	3,475	3,273	3,864	4,178	4,402	4,505
PORTUGAL	3,668	3,716	3,311	2,530	3,089	3,322	3,517	3,557
GERMANY	3,722	3,575	3,265	2,223	2,309	2,492	2,553	2,521
U.S.A	5,366	5,240	4,847	4,090	4,139	-	4,439	4,332
JAPAN	-0,141	-0,182	-0,018	0,315	0,717	1,201	1,503	1,784

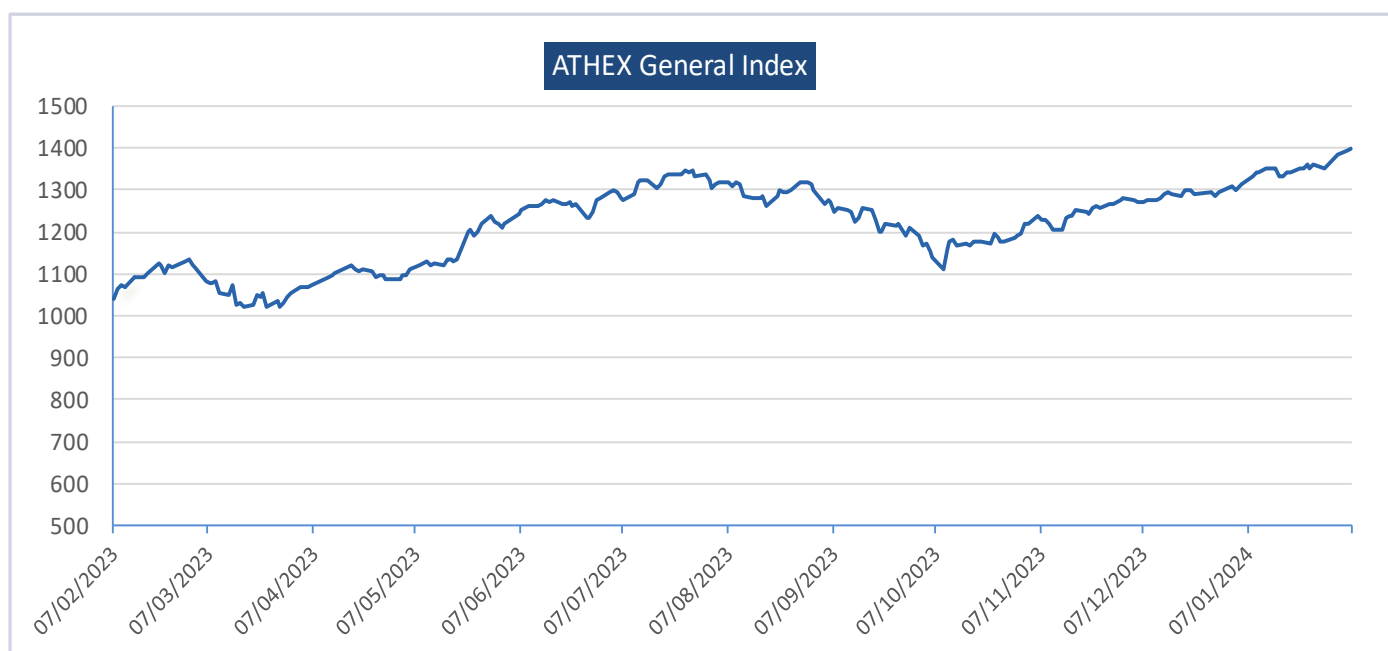


BOND FUTURES				
Currency	Last price	1-day change (%)	1-month change (%)	Year to date change (%)
BUND	134,140	0,17	-1,39	0,35
BOBL	117,530	0,13	-0,85	-0,12
SCHATZ	105,790	0,04	-0,40	0,50
US LOND BOND	120,375	0,21	-1,36	-6,16
US 10YR	110,984	0,18	-0,66	-3,15
US 5YR	107,453	0,13	-0,48	-0,85
US 2YR	102,406	0,06	-0,24	-0,50

EQUITIES

STOCK INDICES

		Last price	1-day change (%)	1-month change (%)	Year to date change (%)
Athens Stock Exchange General	GR	1.400,00	0,29	6,73	8,26
EURO STOXX 50 Price EUR	EC	4.669,05	0,30	4,60	3,26
Deutsche Boerse AG German Stoc	GE	16.896,66	-0,04	-0,04	0,87
FTSE 100 Index	GB	7.666,97	0,71	0,71	-0,86
CAC 40 Index	FR	7.611,31	0,28	0,28	0,90
IBEX 35 Index	SP	9.969,80	0,29	0,29	-1,31
FTSE MIB Index	IT	31.065,34	0,36	0,36	2,35
Dow Jones Industrial Average	US	38.380,12	-0,71	-0,71	1,83
S&P 500 INDEX	US	4.942,81	-0,32	-0,32	3,63
NASDAQ Composite Index	US	15.597,68	-0,20	-0,20	3,91
Nikkei 225	JN	36.160,66	-0,53	-0,53	8,06

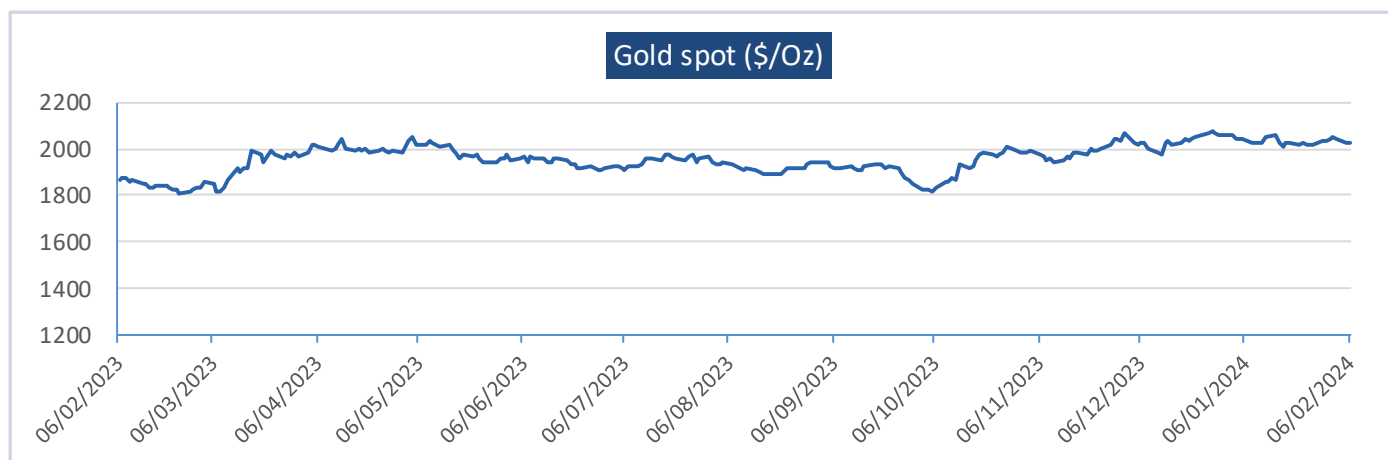




COMMODITIES AND ENERGY

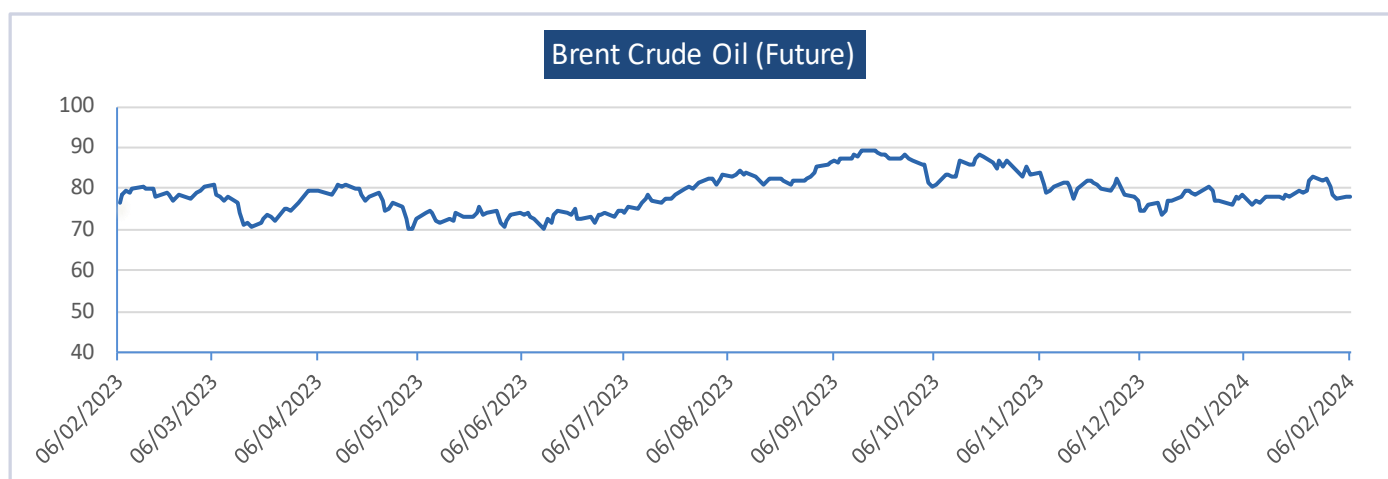
PRECIOUS METALS

	Last price	1-day change (%)	1-month change (%)	Year to date change (%)
Gold	2.023,750	-0,07	-0,21	-1,90
Silver	22,312	-0,19	-3,45	-6,23
Palladium	951,950	-0,15	-4,74	-13,48
Platinum	900,450	0,09	-5,01	-9,22



ENERGY

	Last price	1-day change (%)	1-month change (%)	Year to date change (%)
Brent Crude Oil	77,900	-0,12	-0,81	1,29
WTI Crude Oil	72,630	-0,21	-1,67	1,10
Natural Gas	2,087	0,24	-20,37	-10,31



ECONOMIC INDICATORS

GREEK MAIN ECONOMIC INDICATORS

	2020	2021	2022	2023*	2024*
Nominal GDP (million €)	165.016	181.500	206.620	222.766	233.775
Real GDP growth (%)	-9,3%	8,4%	5,6%	2,4%	2,9%
Harmonized CPI (annual average rate of % change)	-1,3%	0,6%	9,3%	4,1%	2,6%
Unemployment rate (% average seasonally adjusted)	16,3%	14,8%	12,4%	11,2%	10,6%

* estimations/projections

GREEK PUBLIC FINANCE AND DEBT

	2020	2021	2022	2023*	2024*
General Government Debt (million €)**	341.588	353.848	356.597	357.000	356.000
General Government Debt (% GDP)**	207,0%	195,0%	172,6%	160,30%	152,30%
General Government Primary deficit(-)/surplus(+) (% GDP)**	-6,7%	-4,5%	0,1%	1,1%	2,1%
General Government deficit(-)/surplus(+) (% GDP)**	-9,7%	-7,0%	-2,4%	-2,1%	-1,1%
General Government interest payments after swaps on cash basis (% GDP)				2,2%	2,1%

* estimations/projections

** according to European System of Accounts Methodology (ESA, accrual basis before swap, deferral interest payments incorporated)

EUROZONE MAIN ECONOMIC INDICATORS

	2020	2021	2022	2023*	2024*
Real GDP growth (%)	-6,1%	5,9%	3,4%	0,7%	1,0%
Harmonized CPI (annual average rate of % change)	0,3%	2,6%	8,4%	5,6%	3,2%
Unemployment rate (% average seasonally adjusted)	8,0%	7,7%	6,7%	6,5%	6,7%
General Government Debt (% GDP)	99,1%	96,5%	92,5%	90,4%	89,7%
General Government Primary deficit(-)/surplus(+) (% GDP)	-5,5%	-3,8%	-1,9%	-1,5%	-1,0%

* estimations/projections

**DISCLOSURES:**

This report has been produced by Public Debt Management Agency (PDMA) and the sources used are **Bloomberg Finance L.P., Hellenic Statistical Authority, Eurostat, European Commission and Greek Ministry of Finance**. The information included in this report does not constitute the provision of investment advice and under no circumstances is it to be used or considered as an offer or an invitation to buy or sell or a solicitation of an offer or invitation to buy or sell or enter into any agreement with respect to any security, product or investment. No information or opinion contained in this report shall constitute any warranty as to the future performance of any financial instrument, credit, currency rate or other market or economic measure. Past performance is not necessarily a reliable guide to future performance. The final investment decision must be made by the investor and the responsibility for the investment must be taken by the investor.

Any data provided in this report has been obtained from sources believed to be reliable but has not been independently verified. Because of the possibility of error on the part of such sources, PDMA does not guarantee the accuracy, timeliness or usefulness of any information. Information contained in this report is subject to change without notice and there is no obligation to update the information and opinions contained in this report. The PDMA accepts no responsibility or liability as to the accuracy or completeness of the information contained in this report, or for any loss in general arising from any use of this report including investment decisions based on this report.

This report is not directed to, or intended for distribution to use or use by, any person or entity that is a citizen or resident of or located in any locality, state, country or other jurisdiction where such distribution, publication, availability or use would be contrary to any law, regulation or rule.

This report is protected under intellectual property laws and may not be altered, reproduced or redistributed, or passed on directly or indirectly, to any other party, in whole or in part, without the prior consent of PDMA.