

MARKET REPORT

Monday, 22 July 2024



HELLENIC REPUBLIC
Public Debt Management Agency

Table of contents:

FOREIGN EXCHANGE	2
MONEY MARKET	3
FIXED INCOME.....	5
EQUITIES.....	10
COMMODITIES AND ENERGY	11
ECONOMIC INDICATORS	12



HELLENIC REPUBLIC
Public Debt Management Agency

8th Omirou Str, 10564, Athens, Greece

Tel.: +30 210 37 01 800

E-mail: pdma@pdma.gr

Contact persons

Sokratis Spithouris

E-mail: spithouris@pdma.gr

Stamatina Karavasili

E-mail: skaravasili@pdma.gr

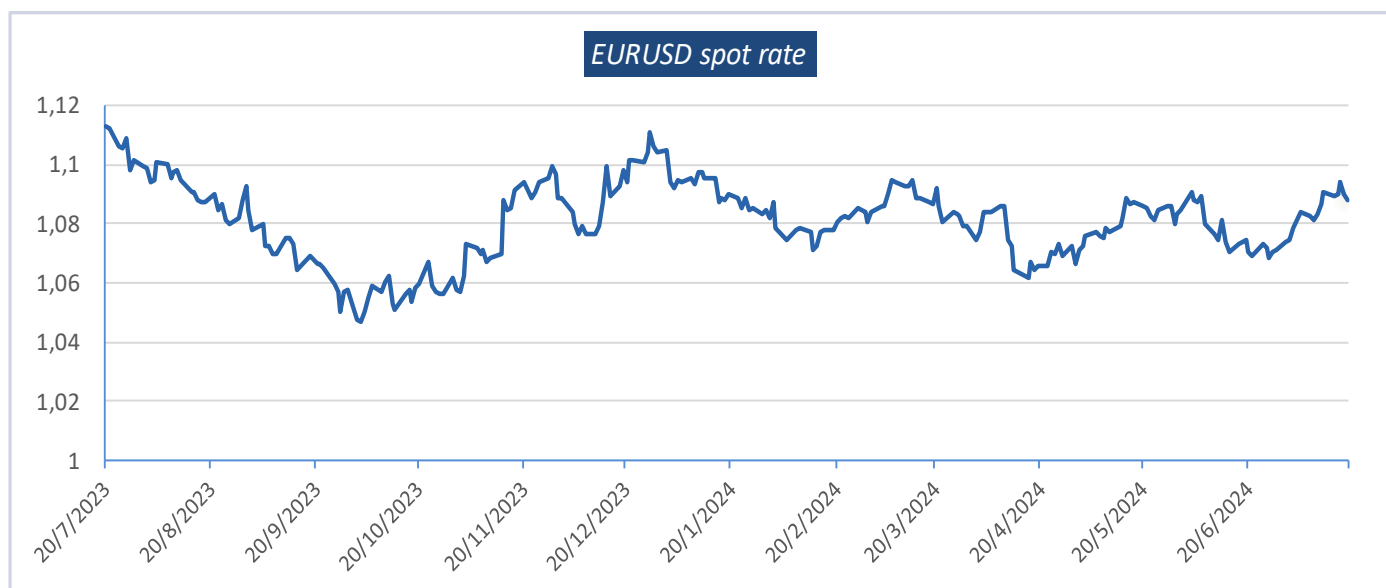
FOREIGN EXCHANGE

SPOT RATES (base currency EUR)

Currency	Last price	1-day change (%)	1-month change (%)	Year to date change (%)
EURUSD	1,089	0,05	1,43	-1,38
EURGBP	0,842	0,07	0,48	2,96
EURJPY	170,590	0,47	0,45	-8,72
EURCHF	0,967	0,08	-0,85	-3,92
EURSEK	11,610	0,10	-3,13	-4,07
EURNOK	11,887	-0,06	-4,83	-5,58
EURDKK	7,461	-0,00	-0,03	-0,08

SPOT RATES (base currency USD)

Currency	Last price	1-day change (%)	1-month change (%)	Year to date change (%)
GBPUSD	1,293	0,12	1,92	1,56
USDJPY	156,690	0,50	1,87	-9,99
USDCHF	0,888	0,10	0,56	-5,25
USDSEK	10,664	0,14	-1,76	-5,54
USDNOK	10,919	-0,03	-3,48	-6,84
USDDKK	6,854	0,05	1,39	-1,46

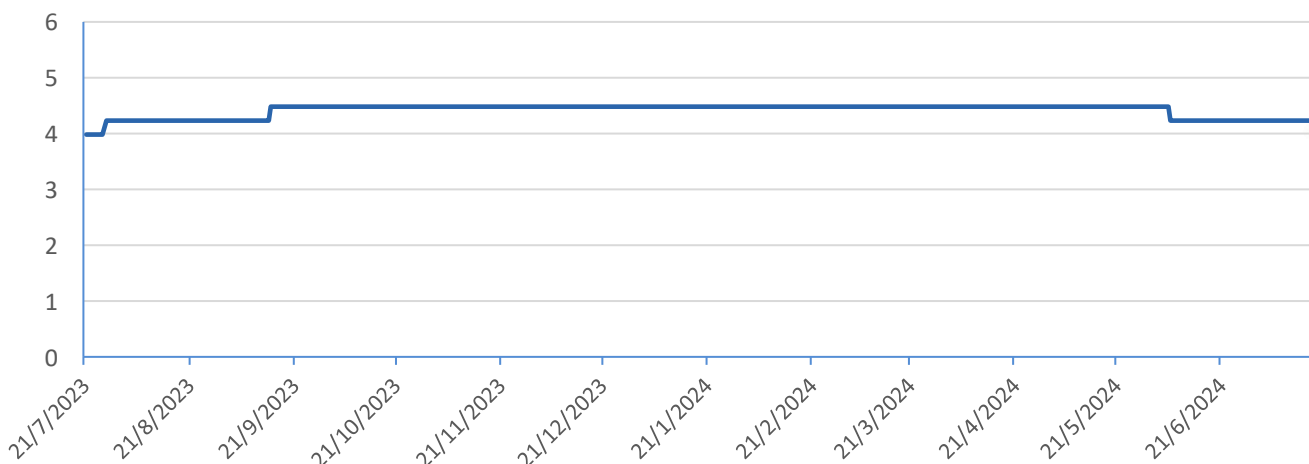


MONEY MARKET

CENTRAL BANKS RATES

		Last price	Last review	Next scheduled review
Eurozone	Refinance Rate	4,250	18/7/2024	12/9/2024
Eurozone	Marginal Lend.	4,500	18/7/2024	12/9/2024
Eurozone	Deposit Facility	3,750	18/7/2024	12/9/2024
USA	Fed Funds Target Rate Upper Bound	5,500	12/6/2024	31/7/2024
USA	Fed Funds Target Rate Lower Bound	5,250	12/6/2024	31/7/2024
Japan	BOJ Policy Rate	0,100	14/6/2024	31/7/2024
United Kingdom	BOE Official Rate	5,250	20/6/2024	1/8/2024

ECB Refinancing rate

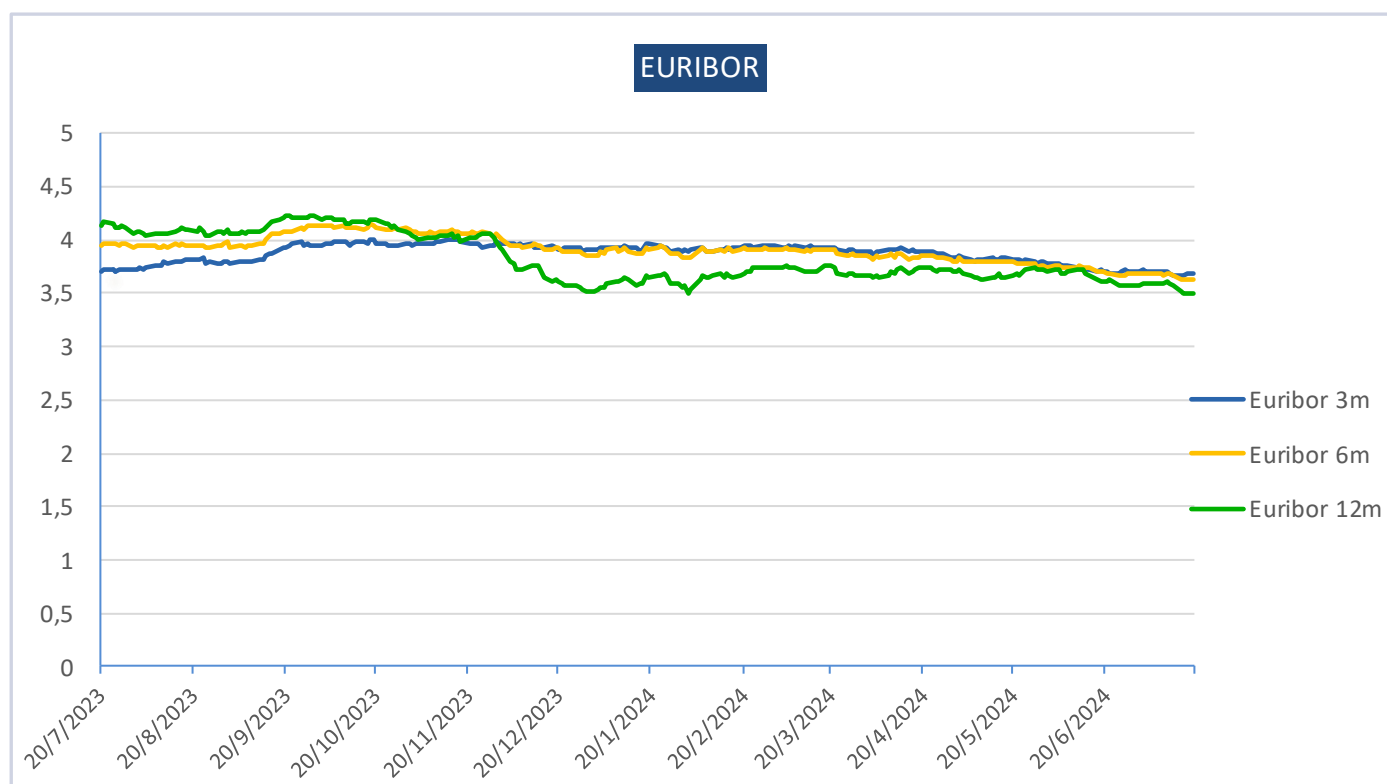


INTEREST RATE SWAPS

	1 year	3 year	5 year	7 year	10 year	15 year	20 year	30 year
EUR IRS	3,447	2,877	2,742	2,705	2,720	2,764	2,704	2,497
USD IRS	4,828	4,070	3,856	3,795	3,781	3,807	3,789	3,624
JPY IRS	0,288	0,541	0,683	0,825	1,038	1,333	1,559	1,738
GBP IRS	4,818	4,161	3,909	3,818	3,826	3,919	3,956	3,923



INTERBANK RATES				
	1 month	3 months	6 months	12 months
EURIBOR	3,626	3,698	3,633	3,502
SOFR (USD)	5,347	5,283	5,135	4,800
SONIA (GBP)	5,140	5,093	4,998	4,783
SARON (CHF)	1,215	1,200	1,520	1,850
TORF (JPY)	0,087	0,130	0,187	





FIXED INCOME

HELLENIC REPUBLIC BENCHMARKS BONDS

Name	ISIN	Coupon	Maturity	Last price	Mid yield	1-day yield change (bp)	1-month yield change (bp)	Year to date yield change (bp)
GGB 2-year	GR0114032577	0,000	12/2/2026	96,183	2,535	-1	-26	-23
GGB 3-year	GR0118020685	2,000	22/4/2027	98,497	2,572	-3	-32	21
GGB 4-year	GR0114033583	3,875	15/6/2028	103,803	2,828	-1	-28	65
GGB 5-year	GR0124035693	3,875	12/3/2029	104,363	2,853	-0	-29	34
GGB 6-year	GR0124036709	1,500	18/6/2030	91,722	3,054	-1	-22	56
GGB 7-year	GR0124037715	0,750	18/6/2031	85,621	3,096	-1	-22	25
GGB 8-year	GR0124038721	1,750	18/6/2032	90,224	3,168	-1	-22	23
GGB 9-year	GR0124039737	4,250	15/6/2033	107,263	3,294	-1	-21	33
GGB 10-year	GR0124040743	3,375	15/6/2034	99,642	3,418	-2	-21	37
GGB 15-year	GR0128017747	4,375	18/7/2038	107,297	3,697	-1	-21	21
GGB 20-year	GR0138015814	4,200	30/1/2042	104,862	3,813	-1	-17	16
GGB 30-year	GR0138018842	4,125	15/6/2054	100,992	4,067	-1	-16	59

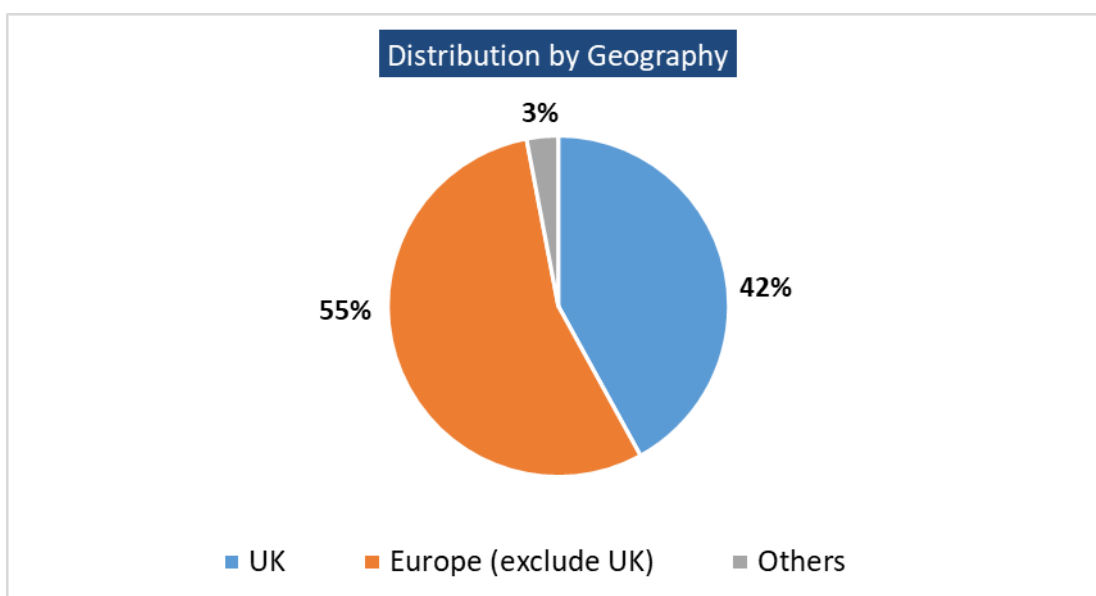
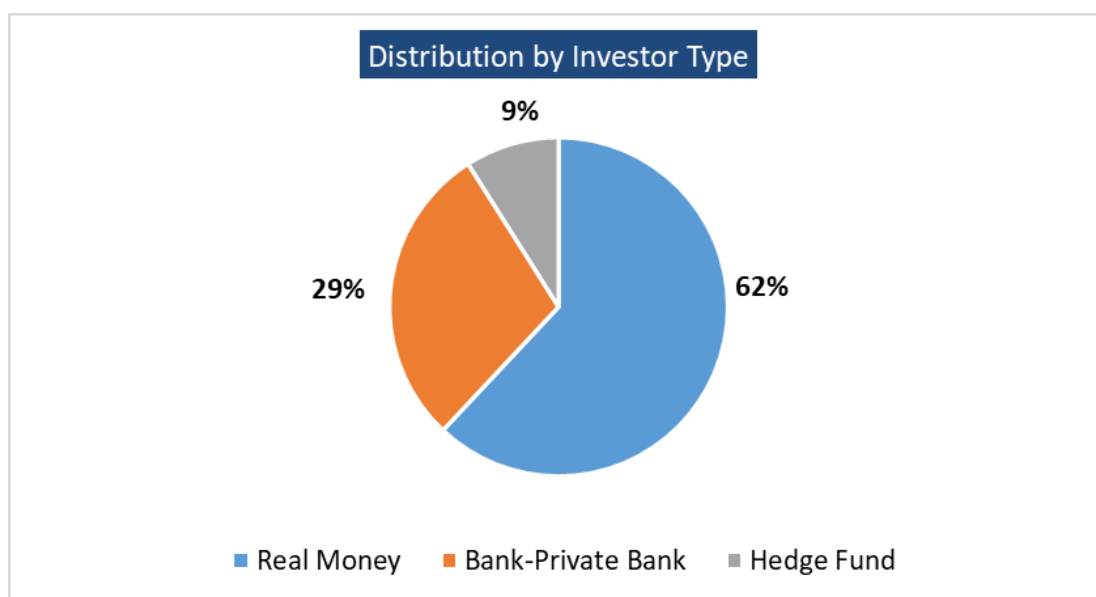
HELLENIC REPUBLIC TREASURY BILLS

ISIN	Series	Maturity	Mid price	Mid yield
GR0000232380	13W	2/8/2024	99,872	5,127
GR0000233396	13W	4/10/2024	99,293	3,563
GR0002256254	26W	26/7/2024	99,957	7,743
GR0002257260	26W	23/8/2024	99,650	4,215
GR0002258276	26W	27/9/2024	99,319	3,798
GR0002259282	26W	25/10/2024	99,087	3,569
GR0002260298	26W	29/11/2024	98,760	3,533
GR0002261304	26W	27/12/2024	98,595	3,289
GR0004133592	52W	6/9/2024	99,516	3,983
GR0004134608	52W	6/12/2024	98,727	3,438
GR0004135613	52W	7/3/2025	97,892	3,431
GR0004136629	52W	6/6/2025	97,231	3,235



HELLENIC REPUBLIC 30-YEAR BENCHMARK BOND

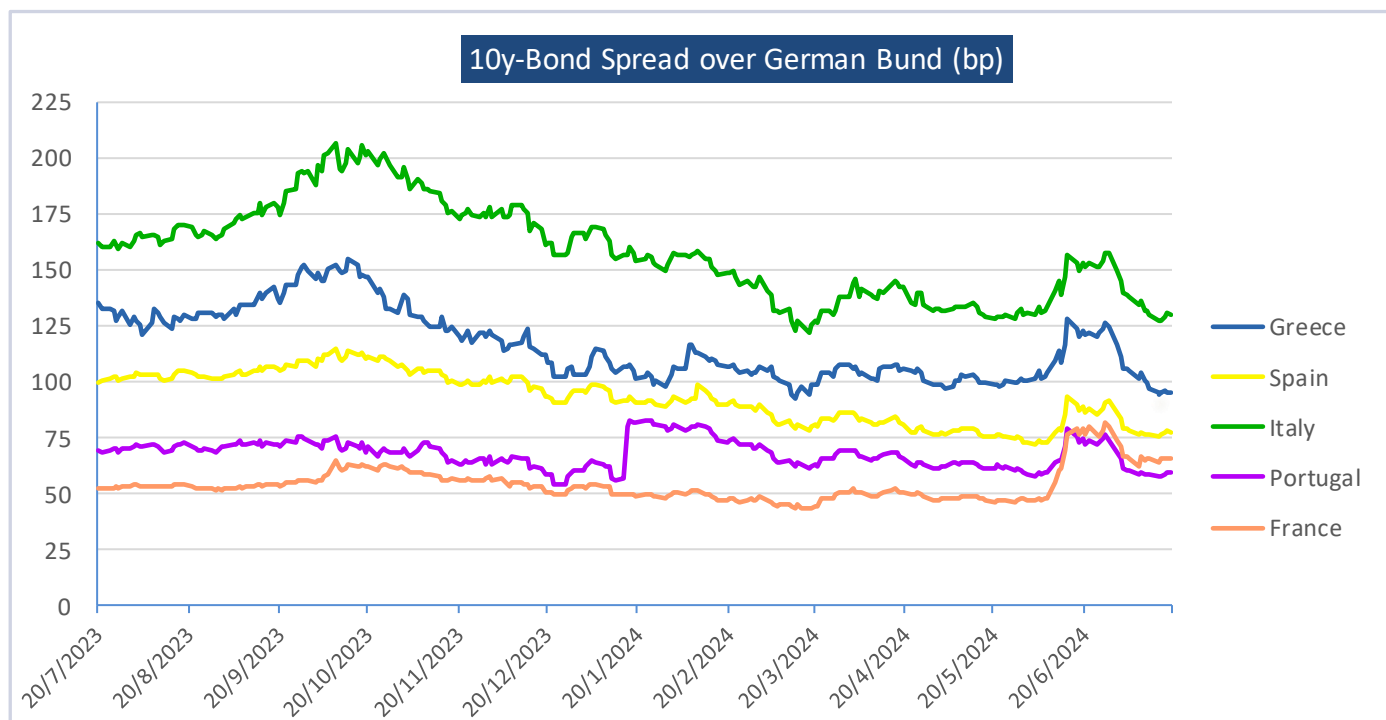
Notional	EUR 3 billion
Coupon	4.125% (Fixed, annual)
Issue date	2 May 2024
Maturity date	15 June 2054
Re-offer spread	MS+165 bps / DBR 2.5% 08/2054 (95.40%) + 151.8bps
Re-offer price/yield	98.057% / 4.241%





GREEK BONDS SPREAD OVER EU COUNTRIES (bp)			
	5 year	10 year	15 year
GERMANY	44	96	109
SPAIN	-1	19	16
ITALY	-42	-34	-41
PORTUGAL	22	37	41
FRANCE	-1	30	38

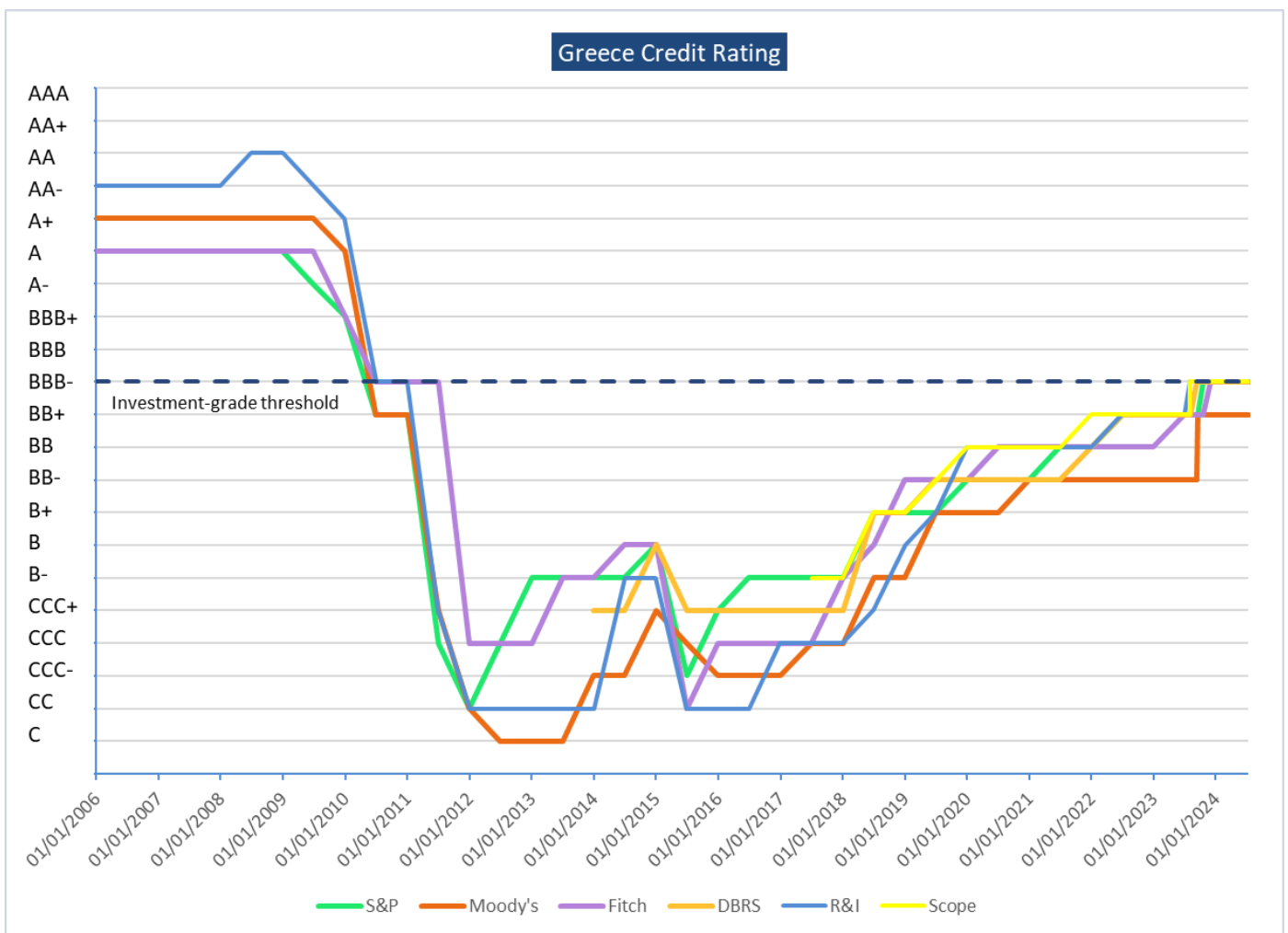
BONDS SPREAD OVER GERMAN BUND (bp)			
	5 year	10 year	15 year
GREECE	44	96	109
SPAIN	45	78	93
ITALY	86	130	150
PORTUGAL	22	59	68
FRANCE	45	67	71





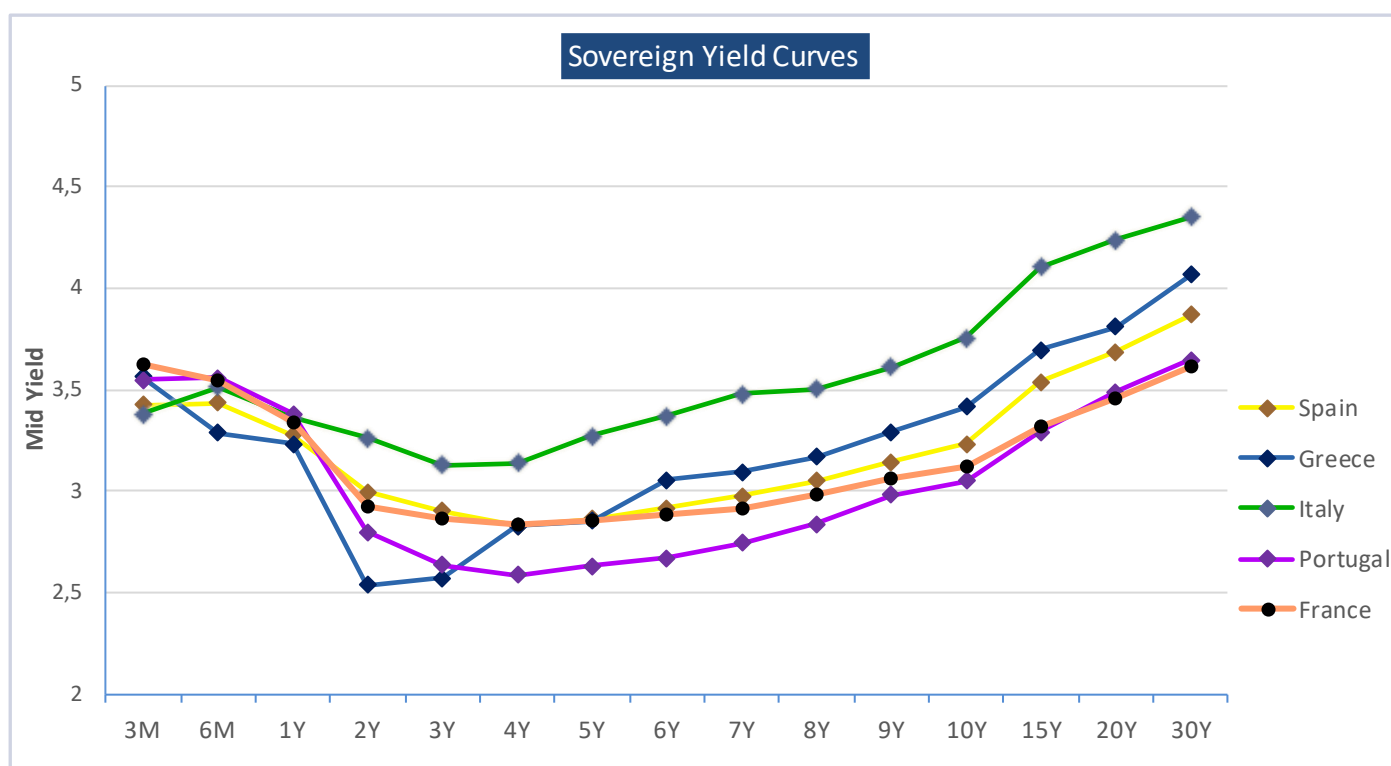
CREDIT RATINGS												
	Standard and Poor's		Moody's		Fitch		DBRS Morningstar		Rating and Investment		Scope Ratings GmbH	
	Rating	Outlook	Rating	Outlook	Rating	Outlook	Rating	Outlook	Rating	Outlook	Rating	Outlook
GREECE	BBB-	POS	Ba1	STABLE	BBB-	STABLE	BBBL	STABLE	BBB-	STABLE	BBB-	POS
SPAIN	Au	STABLE	Baa1	POS	A-	STABLE	A	POS	A	STABLE	A-	POS
ITALY	BBBu	STABLE	Baa3u	STABLE	BBBu	STABLE	BBBH	STABLE	BBB+	STABLE	BBB+	STABLE
PORTUGAL	A-u	POS	A3	STABLE	A-u	STABLE	A	POS	BBB+	STABLE	A-	STABLE

Note: Investment grade ratings are BBB- or higher for S&P, Fitch, R&I, Scope and Baa3 or higher for Moody's and BBBL or higher for DBRS.



SOVEREIGN YIELD CURVES

	3 month	6 month	1 year	5 year	10 year	15 year	20 year	30 year
GREECE	3,563	3,289	3,235	2,853	3,418	3,697	3,813	4,067
SPAIN	3,426	3,436	3,277	2,863	3,231	3,539	3,686	3,870
ITALY	3,383	3,515	3,364	3,271	3,754	4,109	4,240	4,356
PORTUGAL	3,549	3,559	3,381	2,628	3,048	3,291	3,490	3,646
FRANCE	3,623	3,546	3,339	2,860	3,120	3,320	3,462	3,612
GERMANY	3,373	3,350	3,140	2,413	2,454	2,609	2,671	2,649
U.S.A	5,335	5,191	4,867	4,150	4,215	-	4,521	4,417
JAPAN	0,030	0,033	0,131	0,590	1,048	1,671	1,856	2,170
U.K.	5,169	5,134	4,598	3,940	4,121	4,389	4,569	4,630



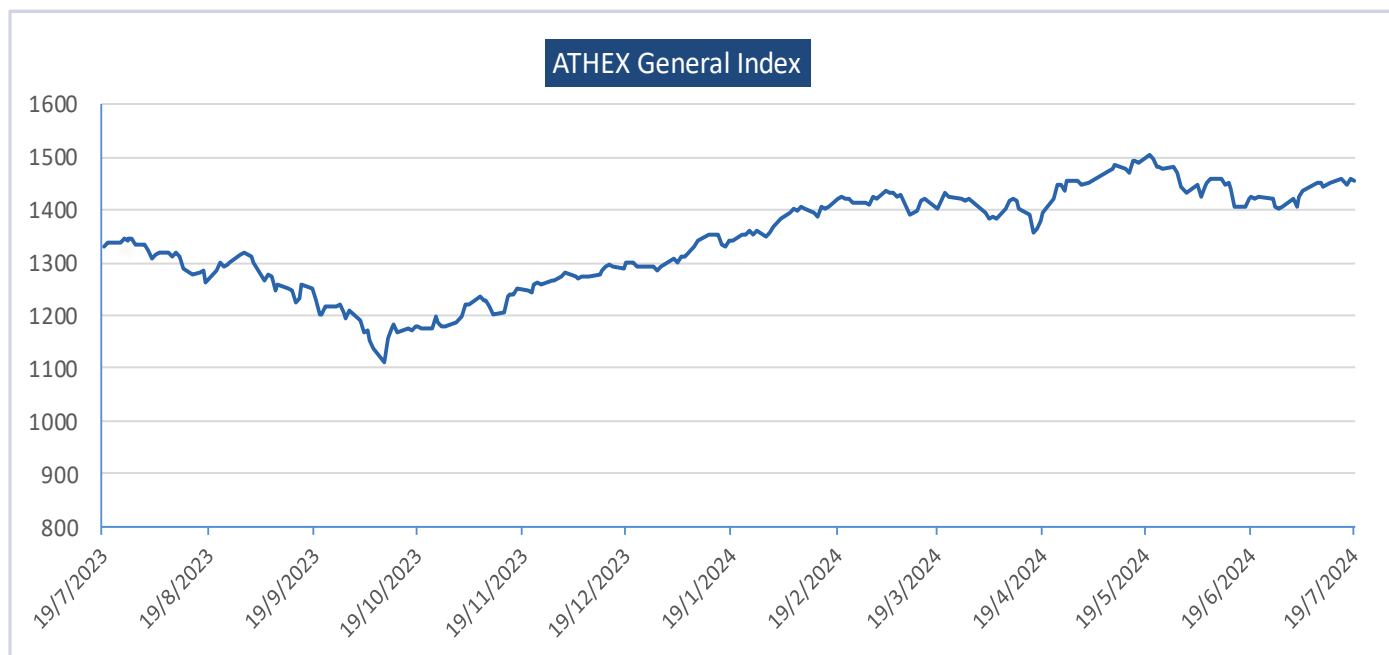
BOND FUTURES

Currency	Last price	1-day change (%)	1-month change (%)	Year to date change (%)
BUND	132,180	0,06	-0,26	-3,99
BOBL	116,620	-0,01	-0,15	-4,73
SCHATZ	105,740	-0,01	-0,06	-2,16
US LOND BOND	119,656	0,45	-0,10	-4,42
US 10YR	110,984	0,14	0,44	-2,77
US 5YR	107,336	0,05	0,45	-2,03
US 2YR	102,473	0,00	0,28	-1,46

EQUITIES

STOCK INDICES

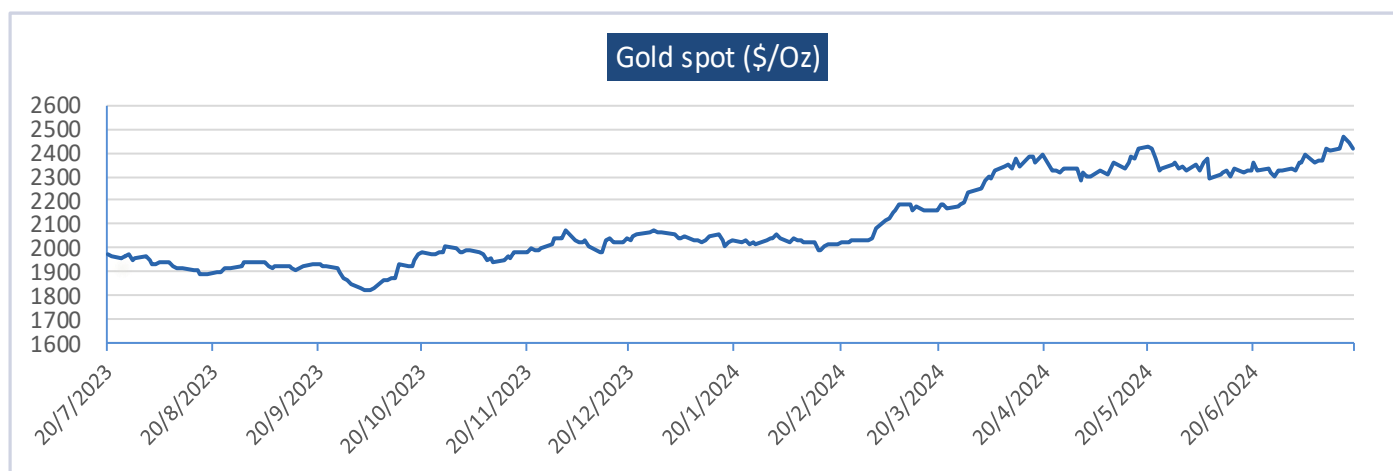
		Last price	1-day change (%)	1-month change (%)	Year to date change (%)
Athens Stock Exchange General	GR	1.467,53	0,21	3,05	13,49
EURO STOXX 50 Price EUR	EC	4.852,44	0,52	-1,12	7,32
Deutsche Boerse AG German Stoc	GE	18.240,39	0,38	0,42	8,89
FTSE 100 Index	GB	8.191,88	0,44	-0,56	5,93
CAC 40	FR	7.576,34	0,56	-0,68	0,44
IBEX 35 Index	SP	11.122,00	0,31	0,81	10,10
FTSE MIB Index	IT	34.379,06	0,48	3,21	13,27
Dow Jones Industrial Average	US	40.287,53	-0,93	2,90	6,89
S&P 500 INDEX	US	5.505,00	-0,71	0,74	15,41
NASDAQ Composite Index	US	17.726,94	-0,81	0,21	18,09
Nikkei 225	JN	39.599,00	-1,16	2,60	18,33



COMMODITIES AND ENERGY

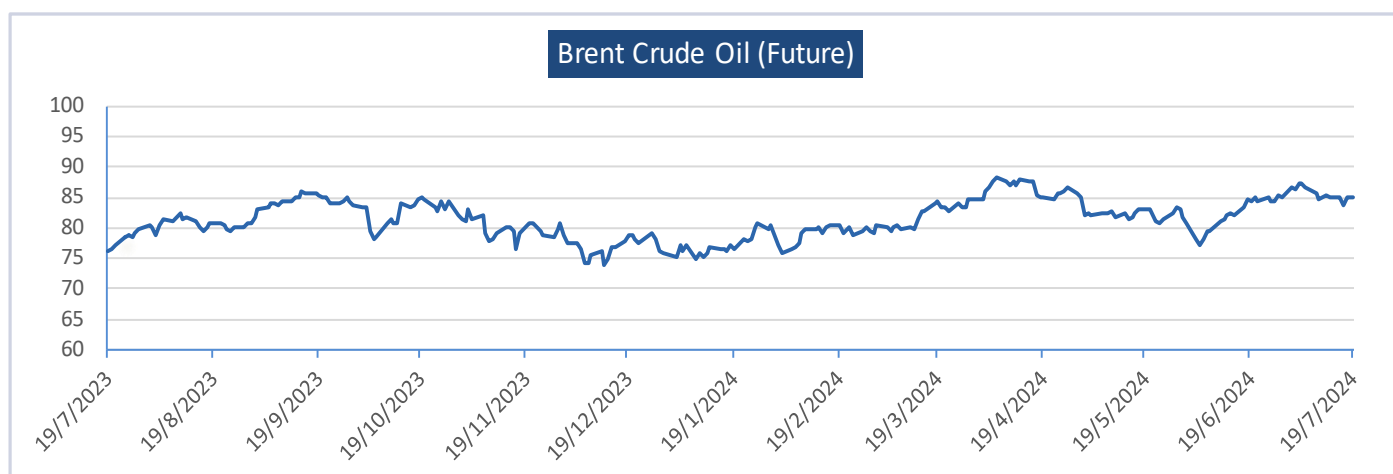
PRECIOUS METALS

	Last price	1-day change (%)	1-month change (%)	Year to date change (%)
Gold	2.401,780	0,04	2,88	16,42
Silver	29,055	-0,58	-1,78	22,10
Palladium	918,600	0,94	-6,56	-16,51
Platinum	964,180	-0,18	-3,46	-2,79



ENERGY

	Last price	1-day change (%)	1-month change (%)	Year to date change (%)
Brent Crude Oil	82,990	0,44	-1,59	9,38
WTI Crude Oil	80,400	0,34	-0,41	12,15
Natural Gas	2,162	1,60	-23,77	-19,84



ECONOMIC INDICATORS

GREEK MAIN ECONOMIC INDICATORS					
	2020	2021	2022	2023	2024*
Nominal GDP (million €)	165.016	181.500	206.620	220.303	230.891
Real GDP growth (%)	-9,3	8,4	5,6	2,0	2,5
Harmonized CPI (annual average rate of % change)	-1,3	0,6	9,3	4,2	2,6
Unemployment rate (% average seasonally adjusted)	16,3	14,8	12,4	11,1	10,6

* estimations/projections

GREEK PUBLIC FINANCE AND DEBT					
	2020	2021	2022	2023	2024*
General Government Debt (million €)**	341.588	353.910	356.796	356.695	352.500
General Government Debt (% GDP)**	207,0	195,0	172,7	161,9	152,7
General Government Primary deficit(-)/surplus(+) (% GDP)**	-6,8	-4,5	0,0	1,9	2,1
General Government deficit(-)/surplus(+) (% GDP)**	-9,8	-7,0	-2,5	-1,6	-1,2
General Government interest payments after swaps on cash basis (% GDP)				2,2	2,1

* estimations/projections

** according to European System of Accounts Methodology (ESA, accrual basis before swap, deferral interest payments incorporated)

EUROZONE MAIN ECONOMIC INDICATORS					
	2020	2021	2022	2023	2024*
Real GDP growth (%)	-6,1	5,9	3,4	0,4	0,6
Harmonized CPI (annual average rate of % change)	0,3	2,6	8,4	5,5	2,3
Unemployment rate (% average seasonally adjusted)	8,0	7,7	6,7	6,5	6,7
General Government Debt (% GDP)	99,1	96,5	90,8	88,6	89,7
General Government Primary deficit(-)/surplus(+) (% GDP)	-5,5	-3,8	-2,0	-1,9	-1,0

* estimations/projections

**DISCLOSURES:**

This report has been produced by Public Debt Management Agency (PDMA) and the sources used are **Bloomberg Finance L.P., Hellenic Statistical Authority, Eurostat, European Commission and Greek Ministry of Finance**. The information included in this report does not constitute the provision of investment advice and under no circumstances is it to be used or considered as an offer or an invitation to buy or sell or a solicitation of an offer or invitation to buy or sell or enter into any agreement with respect to any security, product or investment. No information or opinion contained in this report shall constitute any warranty as to the future performance of any financial instrument, credit, currency rate or other market or economic measure. Past performance is not necessarily a reliable guide to future performance. The final investment decision must be made by the investor and the responsibility for the investment must be taken by the investor.

Any data provided in this report has been obtained from sources believed to be reliable but has not been independently verified. Because of the possibility of error on the part of such sources, PDMA does not guarantee the accuracy, timeliness or usefulness of any information. Information contained in this report is subject to change without notice and there is no obligation to update the information and opinions contained in this report. The PDMA accepts no responsibility or liability as to the accuracy or completeness of the information contained in this report, or for any loss in general arising from any use of this report including investment decisions based on this report.

This report is not directed to, or intended for distribution to use or use by, any person or entity that is a citizen or resident of or located in any locality, state, country or other jurisdiction where such distribution, publication, availability or use would be contrary to any law, regulation or rule.

This report is protected under intellectual property laws and may not be altered, reproduced or redistributed, or passed on directly or indirectly, to any other party, in whole or in part, without the prior consent of PDMA.